

Ronald R. Gray

Delinquent and Unruly Cases by Referral Agency

Police Department Referrals

	TOTAL		MALE	FEMALE
Butler County Sheriff's Office	195 (11.0%)		128	67
Fairfield Police Department	227 (12.8%)		149	78
Fairfield Township Police Department	136 (7.7%)		75	61
Hamilton Police Department	378 (21.4%)		266	112
Miami University Police Department	3 (0.2%)		2	1
Middletown Police Department	383 (21.7%)		247	136
Monroe Police Department	49 (2.8%)		29	20
New Miami Police Department	22 (1.2%)		13	9
Ohio State Patrol	11 (0.6%)		10	1
Oxford Police Department	60 (0.6%)		52	8
Oxford Township Police Department	4 (3.4%)		3	1
Ross Township Police Department	33 (1.9%)		21	12
Sharonville Police Department	1 (0.1%)		0	1
Trenton Police Department	36 (2.0%)		23	13
West Chester Police Department	230 (13.0%)		142	88
Total	1768		1160	608

Board of Education Referrals

	TOTAL		MALE	FEMALE
Edgewood	4 (5.2%)		2	2
Fairfield	14 (18.2%)		7	7
Hamilton	20 (26.0%)		13	7
Lakota	5 (6.5%)		2	3
Madison	0 (0.0%)		0	0
Marshall	7 (9.1%)		4	3
Middletown	19 (24.7%)		6	13
Monroe	1 (1.3%)		1	0
New Miami	0 (0.0%)		0	0
Online Schools - All	6 (7.8%)		3	3
Ross	1 (1.3%)		1	0
Talawanda	0 (0.0%)		0	0
Total	77		39	38

Other Referrals

	TOTAL		MALE	FEMALE
Butler County Corrections	6 (5.3%)		5	1
Butler County DJFS	1 (0.9%)		0	1
Butler County Juvenile Court	6 (5.3%)		5	1
Butler County Prosecutor	0 (0.0%)		0	0
Ohio Department of Youth Services	1 (0.9%)		1	0
Other County Police Department	0 (0.0%)		0	0
Out of County	4 (3.5%)		4	0
Parent/Guardian/Relative	1 (0.9%)		0	1
Private Citizen	1 (0.9%)		1	0
Temporary Care/Group Home	0 (0.0%)		0	0
Transfer From Another County	94 (82.5%)		60	34
Total	114		76	38

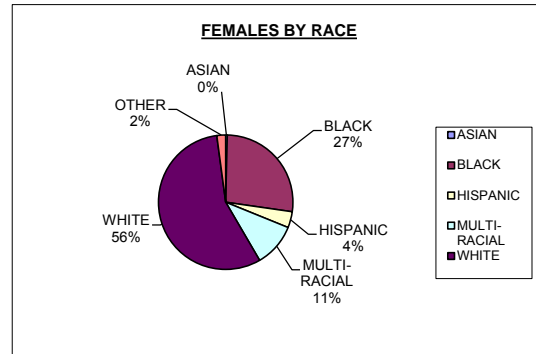
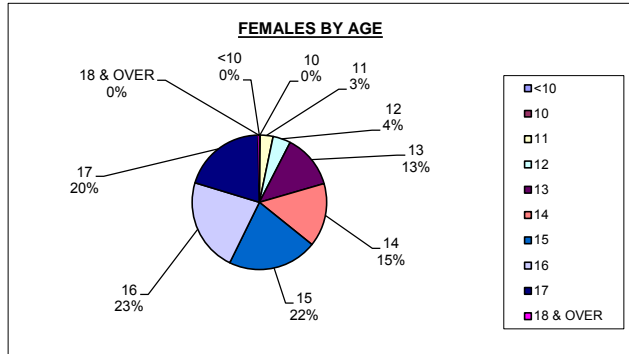
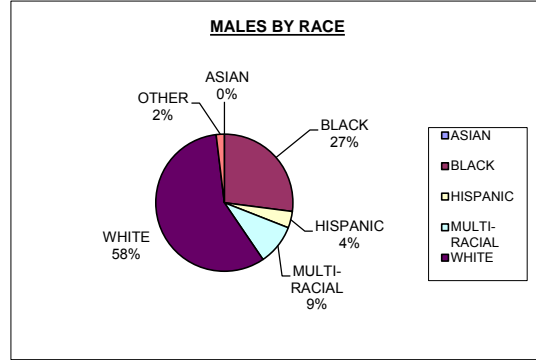
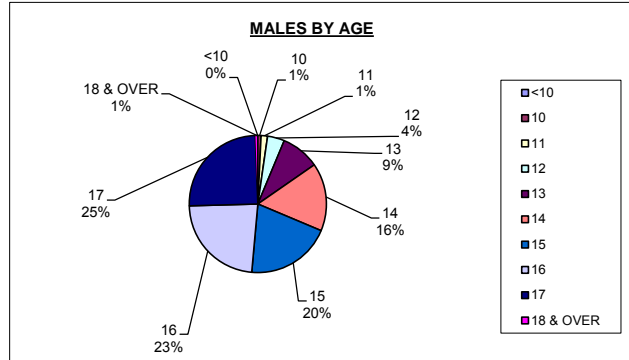
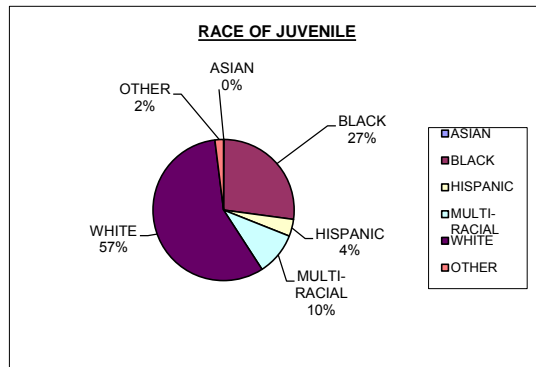
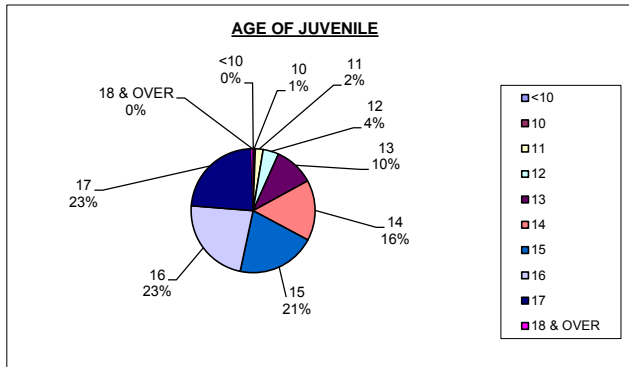
Total	1959	1275		684
--------------	-------------	-------------	--	------------

Delinquent and Unruly Offender Profile - Case Count

AGE	<10	10	11	12	13	14	15	16	17	18 & OVER	TOTAL
MALE	0	8	16	42	95	168	211	243	261	6	1050
FEMALE	0	1	16	22	67	79	111	116	103	2	517
TOTAL	0	9	32	64	162	247	322	359	364	8	1567

AGE	<10	10	11	12	13	14	15	16	17	18 & OVER	TOTAL
ASIAN	0	0	0	0	0	0	0	0	2	0	2
BLACK	0	3	8	15	45	62	106	102	82	0	423
HISPANIC	0	0	3	3	3	11	10	16	14	1	61
MULTI-RACIAL	0	6	8	18	24	51	16	31	0	0	154
WHITE	0	6	14	36	93	146	151	212	231	7	896
OTHER	0	0	1	2	3	4	4	13	4	0	31
TOTAL	0	15	34	74	168	274	287	374	333	8	1567

RACE	ASIAN	BLACK	HISPANIC	MULTI-RACIAL	WHITE	OTHER	TOTAL
MALE	0	284	41	100	605	20	1050
FEMALE	2	139	20	54	291	11	517
TOTAL	2	423	61	154	896	31	1567



* NOTE: These statistics represent an accounting of the juveniles that committed each offense. Some juveniles may be counted more than once since these counts refer to each case and not each unique juvenile.

Number of Juveniles with more than one case : 289

Juvenile Offenses

Offenses Against Persons	2017 TOTAL	2018 TOTAL	2018 MALE	2018 FEMALE
Abduction	3	2	2	0
Aggravated Vehicular Homicide	0	1	0	1
Aggravated Assault	0	1	1	0
Aggravated Burglary	6	5	3	2
Aggravated Menacing	39	40	30	10
Aggravated Murder	2	0	0	0
Aggravated Riot	4	0	0	0
Aggravated Robbery	17	9	9	0
Assault	225	222	139	83
Child Endangering - Abuse/Neglect	1	0	0	0
Contributing to Unruliness/Delin. Of a Minor	7	0	0	0
Criminal Mischief Physical Harm to Person	2	1	1	0
Domestic Violence	189	180	115	65
Ethnic Intimidation	2	0	0	0
Felonious Assault	20	13	10	3
Forgery	3	2	2	0
Gross Sexual Imposition	7	13	13	0
Harassment by Inmate	4	0	0	0
Kidnapping	2	0	0	0
Menacing	21	28	21	7
Misuse of Credit Cards	1	5	4	1
Murder	0	3	3	0
Negligent Assault	1	0	0	0
Rape	13	16	16	0
Retaliation	0	1	1	0
Robbery	17	6	4	2
Sexual Battery	1	0	0	0
Sexual Imposition	9	8	8	0
Taking the Identify of Another	1	0	0	0
Telecommunications Harassment	1	3	3	0
Terroristic Threat	12	9	7	2
Unlawful Restraint	2	0	0	0
Vehicular Assault	0	2	0	2
Voyeurism	0	1	1	0
TOTAL	612	571	393	178

Juvenile Offenses

Offenses Against Property	2017 TOTAL	2018 TOTAL	2018 MALE	2018 FEMALE
Aggravated Arson	4	2	1	1
Aggravated Trespass	4	1	1	0
Arson	4	4	3	1
Breaking and Entering	31	12	12	0
Burglary	35	29	22	7
Criminal Damaging	78	50	41	9
Criminal Mischief	19	10	10	0
Criminal Trespass	53	54	46	8
Desecration	0	0		
Grand Theft of Motor Vehicle	13	8	8	0
Illegal Vehicle Trespass	0	4	4	0
Littering	0	1	1	0
Railroad Vandalism	0	0	0	0
Receiving Stolen Property - Less Than \$1000	17	18	17	1
Receiving Stolen Property - \$1000 or more <\$7,500	5	3	3	0
Receiving Stolen Property - \$7,500 or more <\$150,000	15	15	14	1
Receiving Stolen Property - \$150,000 or more	1	0	0	0
Safecracking	2	0	0	0
Theft - Petty	189	182	95	87
Theft - \$1,000 / Less Than \$7,500	15	11	9	2
Theft - \$7,500 to Less than \$150,000	4	1	1	0
Theft - \$750,000 / Less Than \$1.5 Million	1	0	0	0
Theft Federal License Firearm Dealer	1	0	0	0
Theft of Motor Vehicle or Firearm	5	7	7	0
Unauthorized Use of Property	1	0	0	0
Unauthorized Use of a Vehicle	16	8	4	4
Vandalism	22	8	5	3
TOTAL	535	428	304	124

Juvenile Offenses

Offenses Involving Drugs or Alcohol	2017 TOTAL	2018 TOTAL	2018 MALE	2018 FEMALE
Aggravated Possession of Drugs	4	1	0	1
Aggravated Trafficking Sched I/II	2	1	1	0
Corrupting Another With Drugs	1	2	0	2
Disorderly Conduct while Intoxicated	4	1	0	1
Drug Abuse	3	2	2	0
Drug Paraphernalia	53	32	24	8
Intoxicating Liquor - Open Container Prohibited	2	2	1	1
Obtain/Possess/Use Controlled Substance - Cocaine	1	4	4	0
Obtain/Possess/Use Controlled Substance - Heroin	1	4	3	1
Obtain/Possess/Use Controlled Substance - LSD	1	2	1	1
Possession of Counterfeit Controlled Substance	2	0	0	0
Possession of Drug Instrument	3	1	0	1
Possession of Drugs	22	21	18	3
Possession of Heroin	5	0	0	0
Possession of Marijuana	104	89	69	20
Possession of Tobacco	12	13	11	2
Theft of Drugs	1	3	3	0
Trafficking in Drug Offenses	12	13	11	2
Underage Alcohol Consumption	16	17	10	7
Underage Alcohol Possession	29	15	11	4
TOTAL	278	223	169	54

Offenses Involving Weapons	2017 TOTAL	2018 TOTAL	2018 MALE	2018 FEMALE
Aggravated Murder	2	0	0	0
Carrying Concealed Weapon	14	12	9	3
Discharging a Firearm	3	3	3	0
Discharging a Fireworks	2	0	0	0
Firearm Displayed / Brandished Specification	0	1	1	0
Illegal Conveyance of Deadly Weapon/Courthouse	0	2	2	0
Illegal Conveyance of Deadly Weapon/Detention	2	0	0	0
Illegal Conveyance of Deadly Weapon/School Zone	6	15	12	3
Illegally Manufacturing or Processing Explosives	0	1	1	0
Improper Discharge of Firearm Habitation/School Zone	1	1	1	0
Improper Furnishing of Firearm to Minor	2	0	0	0
Improper Handling of Firearm in Motor Vehicle	10	2	2	0
Possession of a Deadly Weapon While Under Detention	0	2	2	0
Underage Purchase of a Firearm/Handgun	3	1	1	0
Unlawful Possession of Dangerous Ordinance	1	2	1	1
Weapons Under Disability	1	4	4	0
TOTAL	45	46	39	7

Juvenile Offenses

Other Offenses	2017 TOTAL	2018 TOTAL	2018 MALE	2018 FEMALE
Adoption of Parole Rules	1	1	1	0
Certain Acts Prohibited	2	1	1	0
Courtesy Supervision to Probation	4	3	3	0
Criminal Gang Participation Specification	0	1	1	0
Criminal Simulation	2	2	1	1
Cruelty to Animals	0	1	1	0
Disorderly Conduct	143	108	74	34
Disregard of Safety	1	0	0	0
Displaying/Disseminating Matter Harmful to Juveniles	1	0	0	0
Disrupting Public Services	1	1	1	0
Driver's License Misrepresentation	0	1	1	0
Escape	1	1	1	0
Failure to Comply with Order of Police	7	3	3	0
Failure to Display License	0	1	1	0
Failure to Report a Crime	1	0	0	0
False Alarms	9	5	4	1
Falsification	9	6	5	1
Hit Skip/Leave Scene	1	0	0	0
Holder - Interstate	1	2	1	1
Holder - Intrastate	6	3	3	0
Illegal Use of Minor in Nudity-Oriented Material	15	32	29	3
Inciting to Violence	0	3	3	0
Inducing Panic	23	33	29	4
Intimidation	1	1	1	0
Making False Reports	1	0	0	0
Misconduct at Emergency	0	1	1	0
Obstructing Justice	8	2	1	1
Obstructing Official Business	80	67	60	7
Pandering Obscenity Involving a Minor	0	1	0	1
Participating in Criminal Gangs	7	4	4	0
Permit Unlicensed Driver to Drive	1	0	0	0
Possessing Criminal Tools	6	2	1	1
Prohibitions Concerning Companion Animals	0	1	1	0
Resisting Arrest	28	20	13	7
Tampering with Evidence	15	3	3	0
Telecommunications Fraud	1	0	0	0
Violating Protection Order or Consent Agreement	0	4	2	2
TOTAL	375	313	250	64

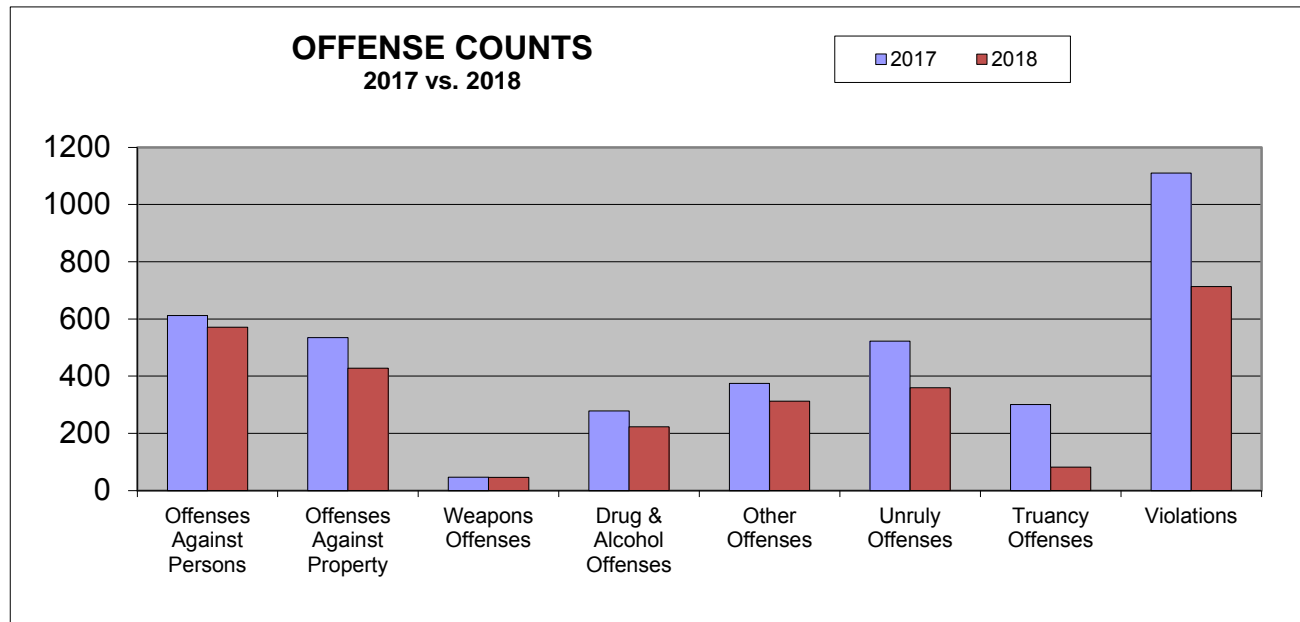
Juvenile Offenses

	2017	2018	2018 Male	2018 Female
Unruly				
Curfew	61	46	37	9
Runaway	38	60	32	28
Unruly Child	423	254	150	104
Total	522	360	219	141

	2017	2018	2018 Male	2018 Female
Truancy				
Chronic	214	0	0	0
Habitual	87	82	44	38
Total	301	82	44	38

	2017	2018	2018 Male	2018 Female
Violations				
Violation of Court Order	66	50	28	22
Violation of Parole	6	6	6	0
Violation of Probation	1038	657	482	175
Total	1110	713	516	197

Total Offenses	3780	2023	1418	605
-----------------------	-------------	-------------	-------------	------------



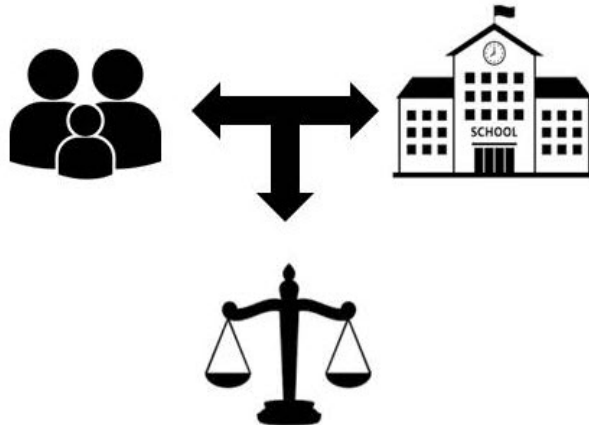
Offenses by Degree (*Excludes Violations)	2018	% of Total Offenses
Felony Offenses	355	17.55%
Misdemeanor Offenses	1219	60.26%
Status Offenses	380	18.78%
Unclassified Offenses	69	3.41%
Total	2023	100.00%

TRUANCY

The Ohio Legislature passed House Bill 410 (H.B. 410) in December of 2016 after considering the legislation for over a year. The bill became law on April 6, 2017. The new law eliminated the concept of “chronic truancy” and instead categorized all students with excessive absences as “habitually truant.”

School districts, child protective services and the courts were mandated to shoulder new responsibilities in the continuity of interventions intended to curb habitual truancy. School districts were required to make several good-faith attempts, through a multi-disciplinary approach, to curtail excessive absences, or enroll habitually truant students in a juvenile court alternative to adjudication program.

The number of children placed in alternatives to adjudication under R.C. 2151.27(G)	120
The number who successfully completed alternatives to adjudication	80
The number who failed to complete alternatives to adjudication and were adjudicated	63

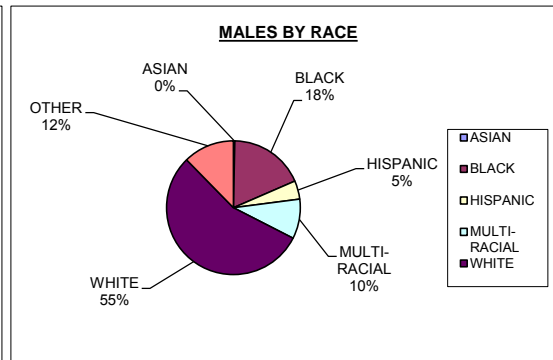
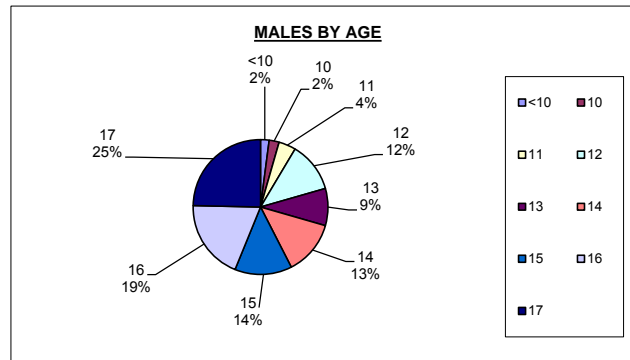
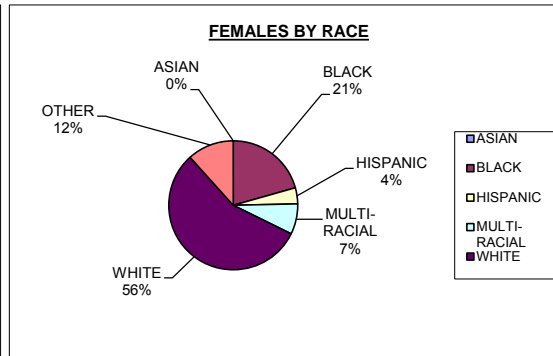
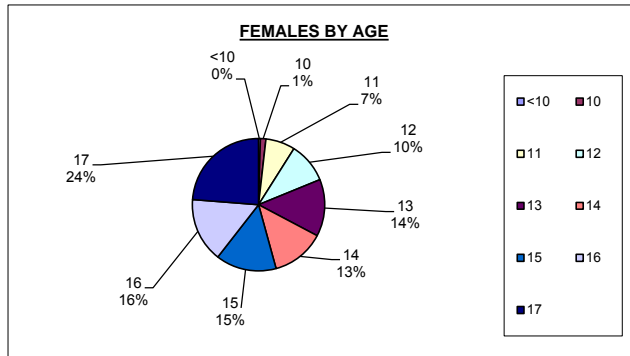
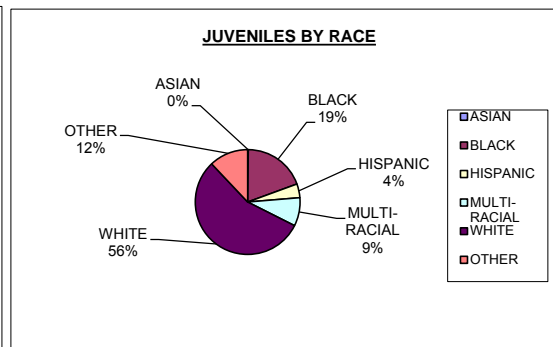
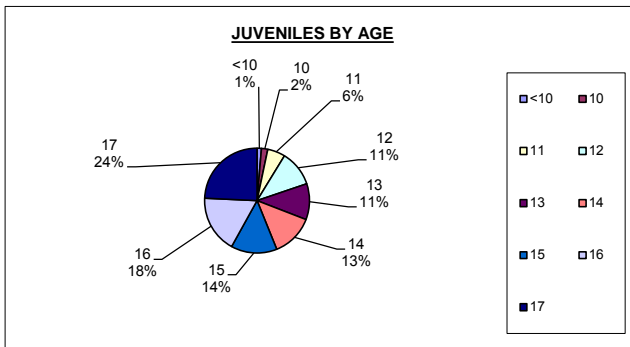


Diversion Offender Profile - Case Count

AGE	<10	10	11	12	13	14	15	16	17	TOTAL
MALE	6	7	12	35	26	38	40	56	72	292
FEMALE	1	3	16	22	31	29	33	35	53	223
TOTAL	7	10	28	57	57	67	73	91	125	515

AGE	<10	10	11	12	13	14	15	16	17	TOTAL
ASIAN	0	0	0	0	0	0	0	1	0	1
BLACK	1	1	5	10	13	16	13	17	23	99
HISPANIC	0	1	0	1	1	4	4	7	4	22
MULTI-RACIAL	0	2	3	6	7	4	9	4	10	45
WHITE	5	3	17	31	26	39	35	53	77	286
OTHER	1	3	3	9	10	4	12	9	11	62
TOTAL	7	10	28	57	57	67	73	91	125	515

RACE	ASIAN	BLACK	HISPANIC	MULTI-RACIAL	WHITE	OTHER	TOTAL
MALE	1	53	13	28	161	36	292
FEMALE	0	46	9	17	125	26	223
TOTAL	1	99	22	45	286	62	515



* NOTE: These statistics represent an accounting of the juveniles that committed each offense. Some juveniles may be counted more than once since these counts refer to each case and not each unique juvenile.

Delinquent, Unruly and Diversion Dispositions

FINANCIAL	
Appoint Attorney Fee Ordered	81
Appoint Attorney Fee Waived	643
Bond 10%	0
Bond Bindover	24
Bond Revoked/Forfeited/Rescinded	2
CSEA - No Cash Medical Order	5
Ct Cost - Delq Felony	0
Ct Cost - Delq Misd	129
Ct Cost - Tobacco	5
Ct Cost - Truancy	16
Ct Cost - TBD	181
Ct Cost - Unruly	22
Fees Assessed Attorney (J)	52
Fees Sanction Attorney	0
Fees Waived Attorney (J)	205
Fine	298
Juvenile Fund Contribution	244
Pay or Appear	47
Restitution	98
Restitution TBD	219
Support Order	12
Waived Court Cost	62
Waived Fines and Cost	337
TOTAL	2682

EVALUATIONS/INVESTIGATIONS	
Adopt Case Plan	0
BCDJFS Referral	21
Behavioral Health Screen	364
DNA Specimen	114
Drug Screen	236
Evaluation Competency or Forensic	71
Evaluation D&A	239
Evaluation JRC Placement	0
Evaluation Psychiatric	4
Evaluation Psychological (J)	13
Evaluation Sex Offender (J)	30
Home Study	0
Placement IV-E / Non-IV-E	0
STD/HIV Testing	15
TOTAL	1107

SUPERVISION	
Court Monitoring (J)	644
Court Supervision (J)	738
Courtesy Supervision Accepted	3
Curfew	102
Diversion Supervision	381
Diversion Supervision - Truancy	145
Electronic Monitoring	4
Home Incarceration	73
House Arrest	437
No Contact	1356
No Unsupervised Contact	44
Parole Rules Adopted	7
Probation Aftercare	6
Probation Dept Investigation	95
Probation Official (J)	188
Probation Official - Rehab (J)	2
Probation Official Continued	31
Probation Truancy	49
Probation Truancy Continued	0
Transfer Probation Supervision	0
TOTAL	4305

COMMITMENTS	
Bindover/Relinquishment/Prob. Cause	5
Bound Over to Grand Jury	20
Jail Release	7
Jail Release Stay Days	0
Jail Return	8
Jail Sentence (Definite)	1
Jail Sentence (Indefinite)	0
Jail Sentence Continue Days Stayed	0
Jail Sentence Stayed (Definite)	3
Jail Sentence Suspended	0
JDC Release	534
JDC Remand	37
JDC Return	546
JDC Sentence	14
JDC Stayed Sentence	215
JDC Suspend Sentence	37
JRC Commitment	29
JRC Home Pass	26
JRC Release	24
JRC Return	0
JRC Terminated	2
Judicial Release Approved	0
Judicial Release Denied	3
TOTAL	1511

(J) - Juvenile (A) - Adult Disposition

Delinquent, Unruly and Diversion Dispositions

PROGRAMS	
Anger Management Group	18
Big Brothers/Big Sisters Referrals	30
CCM Referral	0
Cluster Referral	5
Community Service Work	392
Compass Placement	23
Counseling (Family)	8
Counseling (Individual)	230
Counseling (Substance Abuse)	22
Firesetter Prevention Program	3
Mediation Assault	18
Mediation SOM	157
Parent Project	53
Parenting Education Classes	0
Restrict Program Referral	4
Sex Offender Counseling	5
Sex Offender Group (CSS)	1
Teen Intervention Program	1
Thinking for a Change	23
Wings Referral	5
Work Program	249
Work Program JDC	5
Work Program JRC	1
TOTAL	1253

CASE/CHARGE STATUS	
Case Dismissed 29f2d	81
Case Dismissed W/O Prejudice	164
Case Dismissed With Prejudice	20
Charge Dismissed With Prejudice	1
Charge Dismissed W/O Prejudice	34
Charge Withdrawn Law Enforcement	6
Charge Withdrawn by Prosecutor	357
Charge Withdrawn by Complainant	75
TOTAL	738

WARRANTS	
Failure to Appear (No Warrant)	1229
Failure to Appear (Warrant)	187
Warrant Bench (A)	2
Warrant Issued	244
Warrant Ordered Recalled	108
Warrant Outstanding	198
Warrant Served	146
Warrant to Convey	1
Warrant Withheld	0
TOTAL	2115

LICENSE	
Lic - Suspend Right to Apply	16
Lic Restored - BMV Susp	72
Lic Restored - Court Susp	0
Lic Suspen - Class	18
Lic Suspen - Court	3
Lic Suspen - FTA BMV	0
Lic Suspen - FTP BMV	0
Lic Suspen - Parental	43
Lic Suspen - Pleasure	1
Lic Suspen Indefinite	2
Lic - Privileges Granted BMV	4
Lic - Privileges Granted Court	1
TOTAL	160

OTHER	
Appoint Attorney	625
Appoint GAL	26
Appoint GAL/Attorney	431
Appoint Interpreter	73
Attorney Withdrawal	47
Case Reassigned to Another Judge	0
Civil Protection Order Adopted	2
Close Case	5
Continue Prior Orders	4915
Expungement Order	0
Failed to Appear (Parent)	1191
Follow Home/School Rules	648
GAL Withdrawal	14
Merge Charge	217
Motion Denied	4
Motion Granted	11
Motion Withdrawn	5
No Action Taken	504
No Smoking	13
Off Limits	502
School Absent Note	1
School Attendance Mandatory (A)	154
School Attendance Mandatory (J)	359
Sealing Order	0
Taken Under Advisement	0
To the Clerk: Certified/Ordinary Mail	1
Transfer To	151
Truancy Parent Charged	37
Warned/Admonished	63
TOTAL	9999

(J) indicates a Juvenile Disposition
 (A) indicates an Adult Disposition

WORK PROGRAM

<u>Admissions</u>	<u>Juveniles</u>	<u>Hours</u>	<u>Releases</u>	<u>Juveniles</u>	<u>Hours</u>
Restitution Started	91	6240	Restitution Finished	52	2401
Work Started	<u>325</u>	<u>5086</u>	Work Finished	<u>260</u>	<u>4040</u>
Total	416	11326	Total	312	6441

ANNUAL AMOUNT OF RESTITUTION EARNED FOR VICTIMS: \$10,803.38

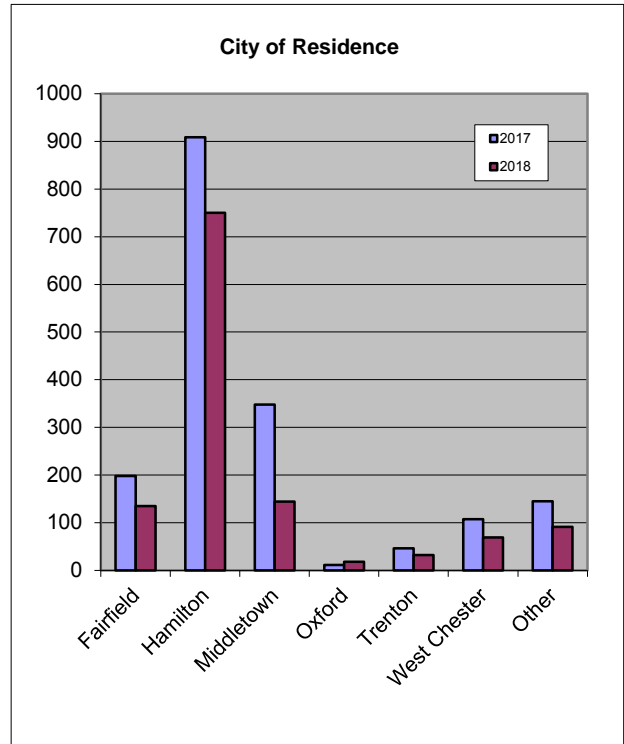
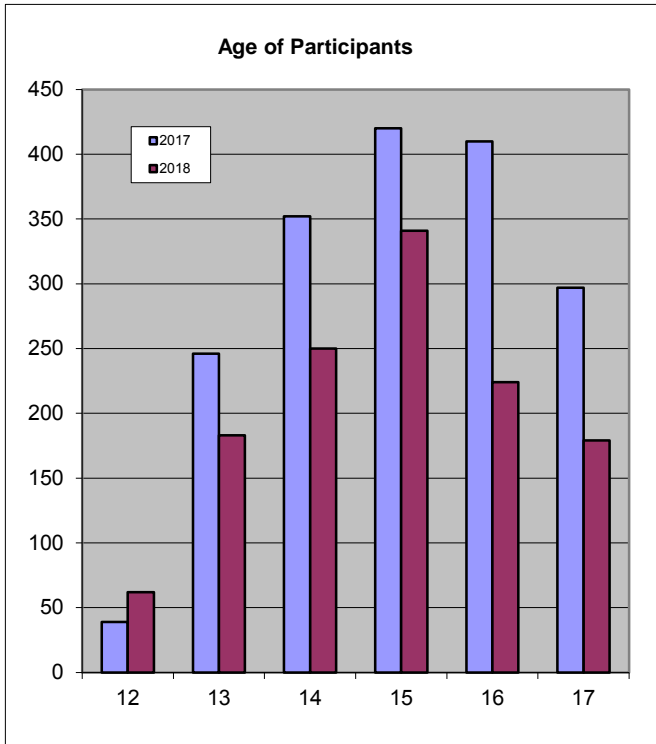
Participant Profile

Race	2017	2018
Caucasian	1251	791
African American	303	300
Other	210	148
Total	1764	1239

Gender	2017	2018
Male	1204	947
Female	560	292
Total	1764	1239

Age	2017	2018
12	39	62
13	246	183
14	352	250
15	420	341
16	410	224
17	297	179
Total	1764	1239

City of Residence	2017	2018
Fairfield	198	135
Hamilton	909	750
Middletown	348	144
Oxford	11	18
Trenton	46	32
West Chester	107	69
Other	145	91
Total	1764	1239



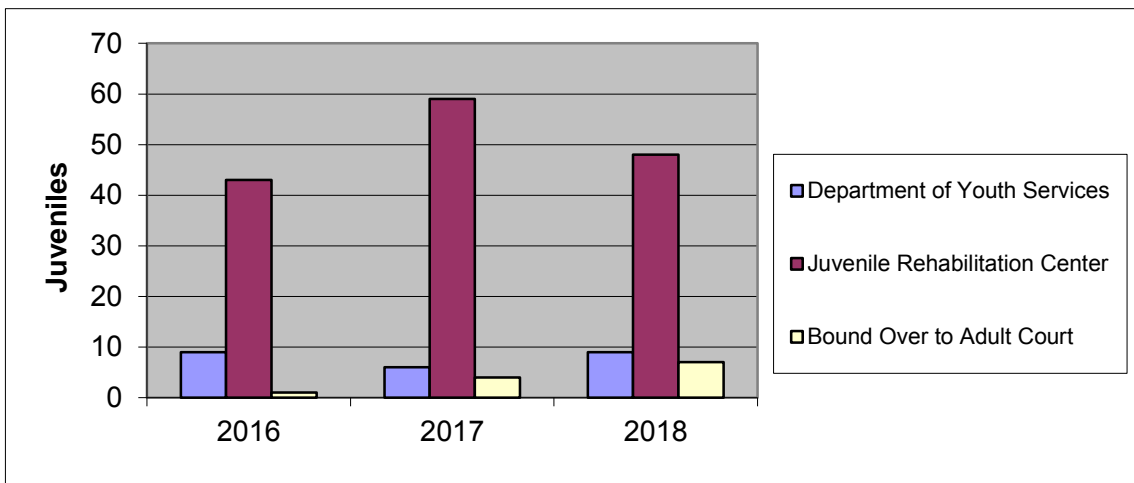
Work Program Work Sites

Abilities First (Middletown)
Badin High School (Hamilton)
Baker Concrete (Education Project)
Butler County Fair Grounds
Butler County Metro Parks
Butler County Records Dept.
Clean Sweep (Great Miami River)
Clean Sweep (Hamilton)
Edgewood Schools
Fairfield Parks
Fairfield Schools
Habitat For Humanity (Hamilton, Fairfield)
Habitat Restore (Hamilton)
Hamilton City Parks
Hamilton Dam & Riverwalk
Hamilton Schools
Hamilton Water works
Hope House (Male & Female) Middletown
Hueston Woods State Park
Lakota Schools
Life Span (Hamilton)
Lighthouse Food Pantry
Madison Schools
Middletown Bike Path
Middletown Schools
Middletown City Parks
Middletown Community Gardens
Middletown MidFest
Millville Ave. Church of God Meal Center
Millville Ave. Church of the Nazarene Meal Center & Clothing Bank
Monore Schools
Monroe Parks
New Miami Parks
New Miami Schools
One Way Farm
Open Door Food Pantry
Oxford Parks
Parachute (Hamilton)
Pyramid Hill (Hamilton)
Red Cross (Hamilton)
Ross Schools
Seven Mile Schools
Shared Harvest (Fairfield)
Sherman Manor Retirement Apt. (Hamilton)
St. Raphaels Food Bank
Talawanda Schools
Trenton Bike Path
Trenton Knothole Diamonds
Trenton Parks
West Chester Parks
West Side Little League (Hamilton)

INSTITUTIONAL PLACEMENTS

Whenever a youth commits a felony offense, the Probation Department considers the least restrictive placement appropriate in order to maintain public safety. Probation will look at the seriousness of the offense, past criminal history and past compliance with probation as factors to determine whether incarceration is warranted. When appropriate, felony youth are recommended for the Juvenile Rehabilitation Center because they receive treatment locally and the parent/guardian participates in that treatment. If the youth is unsuccessful in that program or the juvenile is deemed inappropriate for that setting, the youth is recommended for commitment to the Ohio Department of Youth Services (juvenile prison system). The other option for the most serious offenders is to recommend that the youth be transferred to the adult court. The Probation Department will look at the age of the offender, the seriousness of the offense(s), and the past efforts to address the behavior as factors to determine whether to recommend that the youth be bound over to the adult court.

	2016	2017	2018
Department of Youth Services	9	6	9
Juvenile Rehabilitation Center	43	59	48
Bound Over to Adult Court	1	4	7



JUVENILE DETENTION CENTER OVERVIEW

The Butler County Juvenile Detention Center (BCJDC) is a 66 bed holding facility for juveniles charged with an unruly or delinquency offense. The mission of the BCJDC is to provide safe and secure short-term care for juveniles accused of and/or adjudicated of a criminal offense. Local law enforcement, and/or the juvenile court determine if circumstances warrant the secure detention placement of a juvenile. Juveniles are typically placed in the facility for one of the following reasons: 1) determinate sentence, 2) are awaiting placement, 3) they have been adjudicated and are awaiting disposition, 4) they are awaiting transfer to another facility or 5) they cannot be served in a community based setting.

Once admitted to the facility, the facility houses residents based upon by a number of classification factors, such as, age, gender, previous facility behavior and seriousness of offense. During a resident's placement in the facility, they maintain a daily programming routine. The facility contracts with the Butler County Educational Service Center (BCESC) for the provision of education services. Residents are required to attend school on daily basis. The BCESC provides educational programming in the core content areas of English, Math, Science and Social Studies. There is also an intervention specialist assigned to the facility to facilitate special education services.

The facility operates the Compass Program for juveniles adjudicated of felony level offenses. This program utilizes cognitive behavioral interventions Aggression Replacement Training (ART) to address the anti-social thinking and behavior patterns that has led to the juvenile's placement in the facility. The program has a length of stay of 60 to 90 days from disposition depending upon their treatment needs.

Facility staff members and community agencies provide programming to the facility's residents. These community agencies include Access Counseling, Butler Behavioral Health Services and community volunteers. Volunteers from local community churches and organizations provide religious programming to facility residents. The facility would like to give special recognition to our staff members who work diligently to make a positive impact on the youth placed in our care.

Juvenile Detention Center Statistics

POPULATION	2017	2018
Males	797	632
Females	277	265
TOTAL	1074	897

CHILD'S RESIDENCE	2017	2018
Fairfield	91	63
Hamilton	392	377
In County	76	43
Middletown	336	228
New Miami	7	3
Oxford	30	34
Trenton	30	29
West Chester	43	61
Out of County	66	53
Out of State	3	6
TOTAL	1074	897

OFFENSES	2017	2018
Status	8	19
Misdemeanors	255	218
Felonies	184	181
Court Violations	636	483
TOTAL	1083	901

DETAINING AGENCY	2017	2018
Butler County Juvenile Court	649	494
Butler County Sheriffs Dept	66	52
Clermont County Juvenile Court	2	1
Fairfield Police Dept	31	29
Fairfield Township Police Dept	27	25
Green County Juvenile Court	0	1
Hamilton County Juvenile Court	13	5
Hamilton Police Dept	77	112
Hancock County Juvenile Court	0	0
Miami University Police Dept	1	0
Middletown Police Dept	100	75
Monroe Police Dept	17	9
New Miami Police Dept	4	10
Ohio Dept Youth Services	2	4
Ohio State Patrol	6	0
Oxford Police Dept	13	15
Oxford Township Police Dept	2	2
Preble County Sheriff Dept	1	0
Ross County Juvenile Court	0	2
Ross Township Police Dept	9	10
Trenton Police Dept	14	15
Warren County Juvenile Court	2	1
West Chester Police Dept	37	34
Out of State	1	1
TOTAL	1074	897

OFFENSES INCLUDE MULTIPLE
CHARGES PER CASE

Average Length of Stay in Days **17** **18**



JUVENILE REHABILITATION CENTER OVERVIEW

The Butler County Juvenile Rehabilitation Center (BCJRC) is a 30 bed secure facility. BCJRC houses male felony offenders from throughout the State of Ohio. The facility was the first juvenile Community Correctional Facility (CCF) in Ohio, created to house offenders in a secure setting, while providing programming designed to help youth become productive citizens. In 1996, BCJRC received recognition as “The Outstanding Community Correctional Facility-State of Ohio.” In 2007, the facility initially received accreditation from the American Correctional Association and received re-accreditation in 2010, 2013 and 2016. BCJRC has passed a Prison Rape Elimination Act audit through the Department of Justice. In addition, the facility holds accreditation through the Ohio Department of Youth Services (ODYS) to provide sex offender assessment, treatment and transition services.

BCJRC utilizes evidence-based practices to address the needs of youth placed in the facility. The facility provides youth placed in the facility with a variety of programs; individual, group, and family, designed to meet their unique needs. Programming includes Cognitive Behavioral Therapy (CBT) interventions designed to motivate and teach residents how to make important life changes. Further, the facility provides specialized programs such as sex-offender, substance-abuse, anger management and trauma focused cognitive behavioral treatment to youth with an identified need in any of these areas. Curriculums used in these interventions include Thinking for a Change (T4C), Aggression Replacement Training (ART), Skillstreaming, and CBT Interventions for Substance Abuse from the University of Cincinnati. While placed, parents of our residents are involved in their child’s treatment planning and ongoing family sessions. During the re-entry phase of the program, facility staff works with the youth’s family and placing court to aid in transition back to their home community.

While the facility’s main-focus is to change the criminal thinking and behavior patterns of our residents, academic achievement and improvement is also a significant goal. The facility contracts with the Butler County Educational Services Center to provide educational programming. Their comprehensive educational program entails the following:

- Year-round school calendar
- Hybrid educational model
- Focus in the core content areas:
 - Reading/Language Arts
 - Writing
 - Mathematics
 - Social Studies
 - Science

- The use of APEX Learning to provide online based curriculum that is used for in class instruction and credit recovery.
- A Special Education Intervention Specialist that focuses on service delivery of identified services.
- Vocational programming through a partnership with Butler Tech

In closing, the good work of this facility would not be possible without the involvement of our community partners. The following community organizations deserve special recognition: Bridgewater Church, Hamilton Christian Center, Butler Behavioral Health Services, Butler Tech, Hamilton Chamber of Commerce, Miami University, along with the volunteers and mentors who have reached out to our residents. Finally, the facility would like to provide special recognition to our dedicated staff, who works tirelessly with the youth placed in our care. They strive to help every youth help themselves to a more productive path in society.

Juvenile Rehabilitation Center Resident Profile

Committing County	2015	2016	2017	2018
Adams	1	1	2	1
Allen	0	1	0	0
Butler	39	22	32	21
Carroll	1	0	0	0
Clermont	0	0	1	0
Clinton	0	1	0	2
Cuyahoga	10	6	8	6
Darke	1	0	0	1
Delaware	0	0	1	0
Hamilton	1	4	10	8
Licking	0	2	0	0
Marion	0	0	1	0
Mercer	1	0	0	0
Mahoning	0	0	1	1
Pauling	0	0	1	0
Pike	2	1	0	0
Portage	0	0	0	1
Richland	1	0	0	0
Sandusky	0	0	0	1
Shelby	0	0	0	0
Van Wert	0	1	0	0
Warren	2	4	2	2
Wayne	0	0	0	1
TOTAL	59	43	59	44

Felony Level	2015	2016	2017	2018
Felony 1	14	8	4	6
Felony 2	7	7	6	9
Felony 3	12	11	11	12
Felony 4	13	11	23	11
Felony 5	13	6	15	10
TOTAL	59	43	59	48

Age	2015	2016	2017	2018
12	0	2	0	0
13	3	3	3	2
14	10	6	8	4
15	14	10	9	11
16	14	11	12	14
17	16	10	22	13
18	2	1	3	3
19	0	0	2	1
TOTAL	59	43	59	48

JUVENILE TRAFFIC OVERVIEW

After seeing an increase of a little less than 7% in 2017, the Juvenile Court saw a decrease in traffic citations in 2018. As traffic cameras and other automated traffic control systems, that generate only monetary penalties, increase in use, this trend is likely to continue.

As we have over the past several years, in 2018 the Butler County Juvenile Court maintained a fairly hard line with adjudicated juvenile traffic offenders. The statistics demonstrate that the court issued suspensions of some kind in about 50% of all cases in 2018.

In addition, the Juvenile Court continued to use the educational resources provided by the 4-H sponsored CarTeens program as well as the resources of the Hamilton and Middletown Safety Councils. Those community partners provide excellent services to this court and to the families of this county.

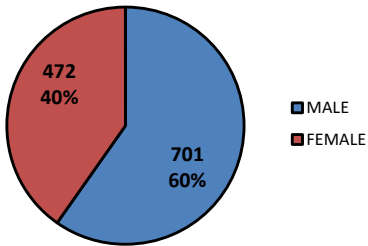
Traffic Offender Profile - Case Count

AGE	<13	13	14	15	16	17	18 & OVER	TOTAL
MALE	1	2	0	14	234	440	10	701
FEMALE	0	2	1	11	161	290	7	472
TOTAL	1	4	1	25	395	730	17	1173

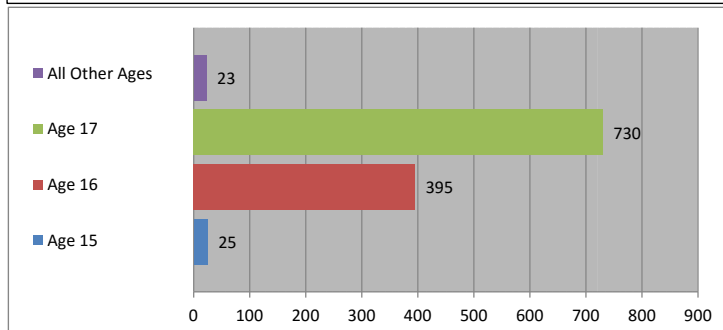
AGE	<13	13	14	15	16	17	18 & OVER	TOTAL
ASIAN	0	0	0	0	2	5	0	7
BLACK	0	1	0	9	48	78	0	136
HISPANIC	0	0	0	4	10	33	1	48
MULTI-RACIAL	1	2	0	0	5	14	1	23
WHITE	0	1	1	12	326	580	15	935
OTHER	0	0	0	0	4	20	0	24
TOTAL	1	4	1	25	395	730	17	1173

RACE	ASIAN	BLACK	HISPANIC	MULTI-RACIAL	WHITE	OTHER	TOTAL
MALE	3	93	34	13	542	16	701
FEMALE	4	43	14	10	393	8	472
TOTAL	7	136	48	23	935	24	1173

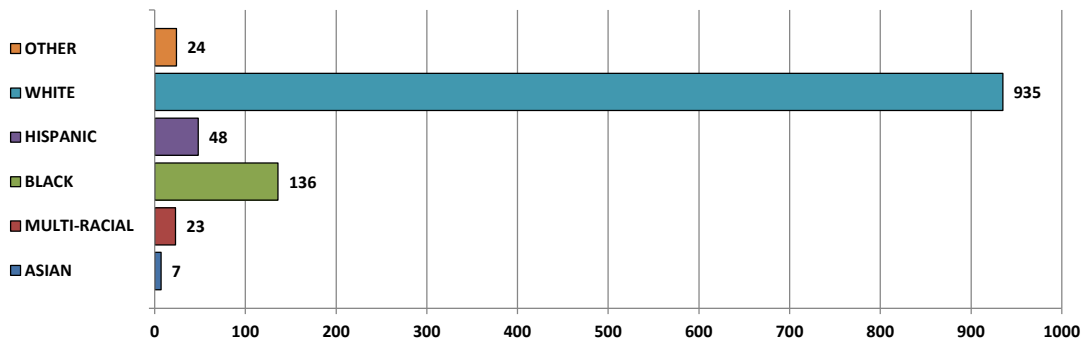
Traffic Offender Profile - GENDER



Traffic Offender Profile - AGE



Traffic Offender Profile - RACE



Number of juveniles with more than one traffic case: 91

* NOTE: These statistics represent an accounting of the juveniles that committed each offense. Some juveniles may be counted more than once since these counts refer to each case and not each unique juvenile.

Traffic Offenses

OFFENSES	2017	2018
ALL PURPOSE VEHICLE PROHIBITED	1	0
APPROACHING PUBLIC SAFETY VEHICLE	2	0
ASSURED CLEAR DISTANCE	237	198
BICYCLE TO BE RIDDEN ON RIGHT SIDE OF ROADWAY	0	1
CERTAIN ACTS PROHIBITED	0	0
CURFEW VIOLATION LICENSE/PERMIT	4	3
DISREGARD OF SAFETY	0	1
DISREGARD SAF PRIV/PROP	0	2
DRAG RACING / STREET	0	2
DRIVER'S LICENSE MISREPRESENTATION	1	1
DRIVING IN MARKED LANES/HAZARDOUS ZONES	27	25
DRIVING LEFT OF CENTER	6	2
DRIVING ON CLOSED HIGHWAY	4	0
DRIVING ON SIDEWALK	1	1
DRIVING UNDER SUSP/REV	30	19
DRIVING WHILE TEXTING	0	1
DRIVING WITH OBSTRUCTED VIEW	1	1
DRIVING WITH PREVIOUS REGISTRATION	2	2
EQUIPMENT MISUSE	1	1
EXPIRED PLATES	8	7
FAILURE TO DISPLAY REGISTRATION	7	7
FAILURE TO CONTROL	125	96
FAILURE TO COMPLY WITH ORDER	2	0
FAILURE TO DIM HEADLIGHTS	1	2
FAILURE TO DISPLAY REGISTRATION ON COMMERCIAL CAR	1	2
FAILURE TO DISPLAY LICENSE	3	4
FAILURE TO DISPLAY LICENSE PLATES	15	8
FAILURE TO REINSTATE	3	3
FALSE INFORMATION TO AVOID CITATION	0	1
FLEE/ELUDE OFFICER	1	0
FOCUS AND AIM OF HEADLIGHTS	1	0
FOLLOWING TOO CLOSE	2	0
FTY - FROM PLACE OTHER THAN ROADWAY	18	19
FTY RIGHT OF WAY	5	10
FTY-INTERSECTION	6	6
FTY-LEFT TURN	51	54
FTY-PED/BLIND	0	1
FTY-PRIVATE DRIVE	0	3
FTY-STOP SIGN	62	48
HEADLIGHT VIOLATION	10	7
HEADLIGHTS NOT ON	10	6
HIT SKIP/LEAVE SCENE	13	13
HIT-SKIP PRIVATE PROPERTY	0	3
IMPROPER/PROHIBITED TURN	4	4
IMPROPER PASSING	5	0
IMPROPER PASSING(RIGHT SIDE)	0	0
LITTERING FROM A MOTOR VEHICLE	0	1
LOCAL TRAFFIC REGULATIONS	0	0
MUFFLER / EXHAUST VIOLATION	0	2
NO BRAKE LIGHTS	0	1
NO DRIVER'S LICENSE	142	107
NO LICENSE PLATE LIGHT	2	4
NO MOPED LICENSE OR SAFETY EQUIPMENT	0	0
NO MOTORCYCLE ENDORSEMENT	2	0

Traffic Offenses

OFFENSES (continued)	2017	2018
OPERATION OF VEHICLE B/T RESTRICTED HRS W/PROB. DL	12	5
NO REFLECTOR OR LIGHT ON BICYCLE	1	0
NO TEMPORARY PERMIT / NO ADULT	23	28
OBSTRUCTED VIEW	0	0
OMVUAC	1	1
OPERATING AN UNSAFE VEHICLE	2	0
OVI-ALCOHOL/LIQUOR/DRUGS	10	11
PARKING VIOLATION	1	1
PERMIT RIDING ON VEHICLE	0	0
PEDESTRIAN CONTROL SIGNAL	0	1
PHYSICAL CONTROL	0	0
PROBATIONARY LICENSE RESTRICTIONS	12	9
PROHIBITED U-TURN	1	2
PROHIBITION AGAINST PARKING ON HIGHWAY	0	0
RECKLESS OPER/PRIV PR	1	0
RECKLESS OPERATION	16	13
RIDING ON A VEHICLE	1	0
RIGHT SIDE OF ROADWAY	3	0
RULES FOR BICYCLES, MOTORCYCLES, AND SNOWMOBILES	1	1
SAFETY BELT - PASSENGER	5	2
SAFETY BELT - DRIVER	78	67
SLOW SPEED	0	1
SPEED	488	384
SPEED (=> 30 OVER)	29	44
STOPPED SCHOOL BUS VIOLATION	1	2
TAIL LIGHT VIOLATION	1	1
TINTED WINDOWS	12	5
TRAFFIC CONTROL DEVICE/SIGNS	32	17
TRAFFIC CONTROL LIGHTS	29	22
TRANSFER OF CAR TAGS	0	0
UNATTENDED MOTOR VEHICLE LEFT RUNNING	0	0
UNAUTHORIZED USE OF LICENSE PLATES	2	2
USE OF DEVICES BY PERSONS UNDER 18 YEARS OF AGE	1	2
VEHICLE NOISE VIOLATION	1	1
VIOLATION FLASHING LIGHTS	0	1
VIOLATION OF LICENSE RESTRICTION	1	1
VIOLATION OF REVERSE LIGHTS	1	0
VIOLATION STARTING / BACKING	11	13
VIOLATION - RIGHT TURN ON RED	1	0
VIOLATION - ONE WAY TRAFFIC	3	0
VIOLATION - TURN AT INTERSECTION	4	0
VIOLATION - TURN SIGNALS	15	9
VIOLATION - DRIVERS LICENSE REQUIRED	0	0
WINDSHIELD / WIPERS VIOLATION	2	0
WRONGFUL ENTRUSTMENT	3	2
TOTAL	1,621	1,327

Common Traffic Offense Trends

<u>OFFENSES</u>	2017	2018	% Change
ASSURED CLEAR DISTANCE	237	198	-16.5%
DRAG RACING / STREET	0	2	
DRIVER'S LICENSE MISREPRESENTATION	1	1	
DRIVING UNDER SUSPENDED / REVOKED LICENSE	30	19	-36.7%
DRIVING WHILE TEXTING	0	1	
FAILURE TO CONTROL	125	96	-23.2%
FAILURE TO REINSTATE	3	3	
FALSE INFORMATION TO AVOID CITATION	0	1	
FLEE/ELUDE OFFICER	1	0	
FAILURE TO YIELD - ALL CATEGORIES	142	141	
HIT SKIP/LEAVE SCENE	13	13	
HIT-SKIP PRIVATE PROPERTY	0	3	
NO DRIVER'S LICENSE	142	107	-24.6%
OPERATION OF VEHICLE B/T RESTRICTED HRS W/ PROB. DL	12	5	-58.3%
NO TEMPORARY PERMIT / NO ADULT	23	28	21.7%
OMVUAC	1	1	
OPERATING AN UNSAFE VEHICLE	2	0	
OVI-ALCOHOL/LIQUOR/DRUGS	10	11	
PROBATIONARY LICENSE RESTRICTIONS	12	9	
RECKLESS OPERATION / PRIVATE PROPERTY	1	0	
RECKLESS OPERATION	16	13	
SAFETY BELT - PASSENGER	5	2	
SAFETY BELT - DRIVER	78	67	-14.1%
SPEED	488	384	-21.3%
SPEED (=> 30 OVER)	29	44	51.7%
STOPPED SCHOOL BUS VIOLATION	1	2	
USE OF DEVICES BY PERSONS UNDER AGE 18	1	2	
 All Other Offenses	 144	 174	 20.8%
 TOTAL	 1,517	 1,327	 -12.5%

JUVENILE TRAFFIC DISPOSITIONS

<u>DISPOSITIONS</u>	<u>2017</u>	<u>2018</u>	<u>DISPOSITIONS (continued)</u>	<u>2017</u>	<u>2018</u>
Appoint Attorney	10	0	JDC Stayed Sentence	0	0
Appoint GAL	9	9	JDC Suspend Sentence	1	0
Appoint Interpreter	10	15	LIC Privileges Granted BMV Susp.	62	52
Carteens With Parent	619	530	LIC Privileges Granted Court Susp.	3	0
Case Dismissed 29f2d	0	7	LIC - Suspend Right to Apply	40	43
Case Dismissed With Prejudice	0	0	LIC Restored - BMV Susp	84	75
Case Dismissed W/O Prej.	39	17	LIC Restored - Court Susp	0	0
Case Dismissed W/O Prej. - Off. FTA	36	24	LIC Suspend - Class	80	62
Charge Dismissed Without Prejudice	5	9	LIC Suspend - Court	71	38
Charge Withdrawn By Complainant	3	0	LIC Suspend - FTA BMV	16	13
Charge Withdrawn By Law Enforcement	2	2	LIC Suspend - FTP BMV	43	47
Charge Withdrawn By Prosecutor	85	47	LIC Suspend - Parental	128	104
Close Case	4	3	LIC Suspend - Pleasure	4	0
Community Service Work	0	1	Merge Charge	141	122
Continue Prior Orders	22	16	Motion Granted / Denied	1	2
Court Monitoring	0	1	No Action Taken	1	5
Court Supervision (J)	7	5	No Contact	0	1
Ct Cost - Moving	971	828	Restitution	1	0
Ct Cost - Non-Moving	114	93	Restitution TBD	5	5
Ct Cost TBD Traffic	184	142	Safety Belt Fine (Driver)	1	0
Driver Improvement Program	65	45	Safety Belt Fine (Passenger)	0	0
Drug Screen (J)	2	2	Taken Under Advisement	0	0
Evaluation D&A (J)	5	3	Transfer	89	57
Failed to Appear (Parent)	12	3	Waived Court Cost/Fines	2	2
Failure to Appear (No Warrant)	10	9	Warned/Admonished	1	1
Failure to Appear (Warrant)	1	0	Warrant Issued	2	1
Fine	1265	1057	Warrant Ordered Recalled	1	1
House Arrest	1	0	Warrant Outstanding	4	5
JDC Release	1	1	Warrant Served	1	1
			TOTAL DISPOSITIONS	4264	3506

SPECIALIZED SERVICES OVERVIEW

In partnership with Butler County Children Services and treatment providers, Juvenile Court was able to secure funding to resurrect the Family Treatment Drug Court (FTDC).

The mission of the FTDC is to facilitate access to high quality addiction treatment, recovery supports, and child-centered services for families who are court involved with Butler County Children Services in order to ensure safety, well-being, and permanency for children.

The goals of FTDC are as follows: Reduce the number of days of out-of-home placement for the children of the participants in the program, Increase the number of timely, safe reunifications of children who have been removed from participants in the FTDC, Reduce recurrence of maltreatment of children of the graduates in the program, Reduce re-entry into foster care for children of graduates of the FTDC and lastly, Increase the number of participants who complete the core requirements of substance abuse treatment within one year of entering the FTDC.

The target populations for FTDC are parents of children who have been adjudicated abused, neglected, or dependent by Juvenile Court, who have an underlying moderate to severe substance abuse problem and whose child or children have been removed from the parent's home or are at risk of removal.

The FTDC started the first docket on August 24, 2017 with a team of treatment providers, mental health providers, a magistrate, prosecutor, guardians ad litem, defense attorneys, case workers, CASA's, coordinator, and program manager. The FTDC received a \$2.1 million dollar grant from the Substance Abuse and Mental Health Services Administration. The Butler County Mental Health Addiction Recovery Services Board has also provided funding to support the FTDC, targeting specific addictions and supporting recovery services.

Since the inception of FTDC on August 24, 2017 forty parents of eighty children under the age of 10 were admitted to FTDC. Annually, FTDC is projected to serve fifty parents.

SPECIALIZED SERVICES STATISTICS

2017

2018

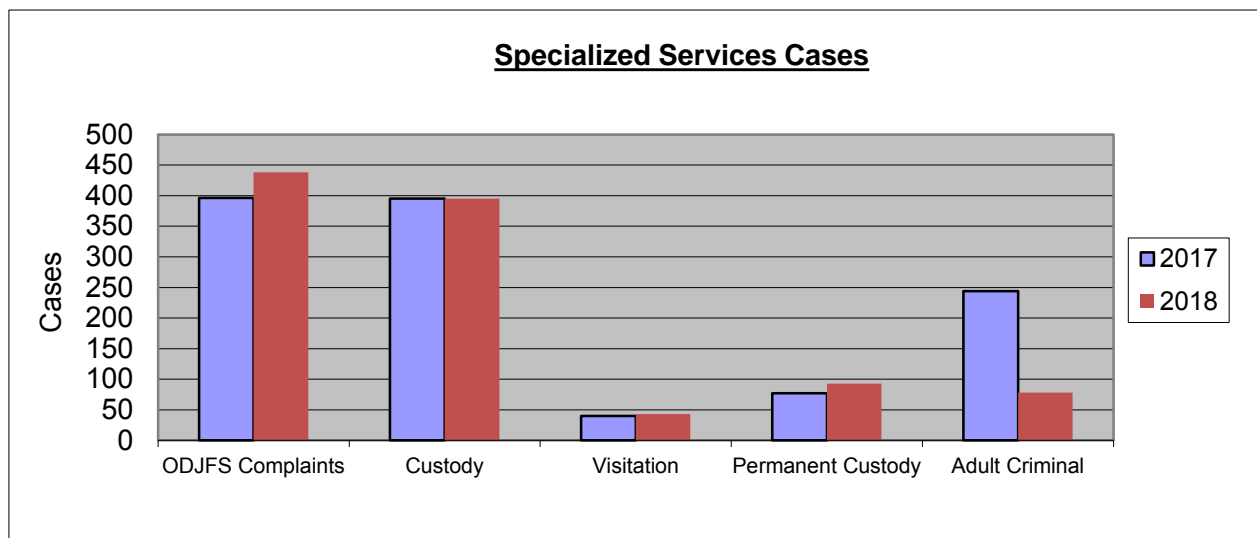
BUTLER COUNTY CHILDREN SERVICES/ PRIVATE - ALLEGATIONS		
Abuse	96	125
Neglect	96	130
Dependency	396	437
TOTAL	588	692

PERMANENT CUSTODY MOTIONS	77	93
CUSTODY FILINGS (Complaints and Motions)	999	1079
VISITATION FILINGS (Complaints and Motions)	168	171
ADULT CRIMINAL CASES	248	78

ADULT CRIMINAL OFFENSES		
Contributing to the Delinquency/Unruliness	109	22
Domestic Violence	1	0
Endangering Children	17	8
Failure to Send	169	41
Interference with Custody	1	0
TOTAL	297	71

Adult Criminal Fines and Costs Collected

\$12,237.23



CLERK SERVICES OVERVIEW

The role of the Clerk's Office is to aid the Magistrates and Judges in the courtrooms, aid the Specialized Dockets/Programs, the Probation Department, outside agencies, and the public in processing paperwork on new and existing cases. The objective of the Clerk's Office is to process all filings and paperwork in an effective and timely manner to ensure that the Juvenile Court operations are efficient. Additionally, the Deputy Clerks review incoming complaints and motions from attorneys and the public to ensure all necessary documentation is complete when submitted to the Clerk's Office. The Clerk's Office is also responsible for the scheduling of official cases before the Judges and the Magistrates, and the processing of payments for court costs, fines, restitution, and drug screens.

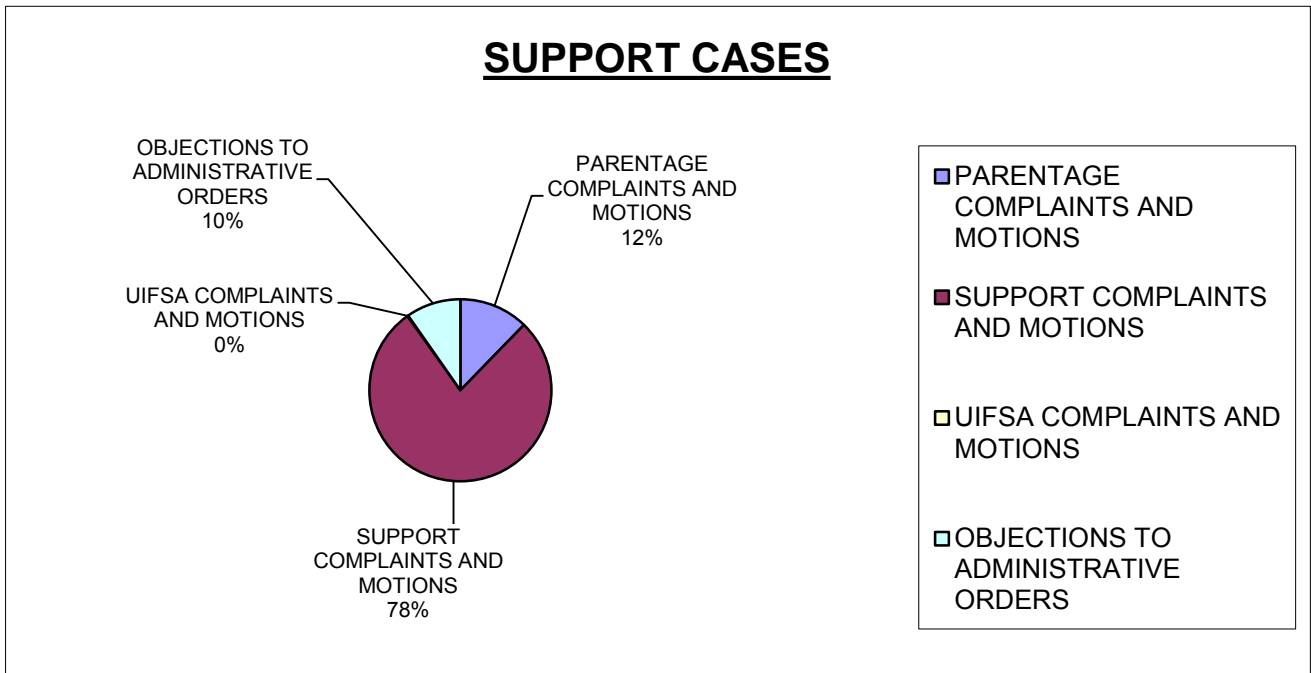
The Clerk's Office has continued to electronically scan and audit historical cases into our case management system. As of December of 2018, the Clerk's Office has successfully scanned, audited and destroyed 77,970 historical cases. The ultimate goal of the Clerk's Office is to have all files scanned, audited and viewable electronically in our JCS case management system.

While the number of filings involving delinquent, unruly, truancy and adult cases have steadily declined; paternity, support, and AND cases have been on the rise. In the year 2018, cases filed by the Ohio Department of Job and Family Services have increased 17.68 %. In addition, cases filed primarily by Child Support Enforcement Agency have significantly increased. Complaints and motions increased by 37.95 % while administrative orders jumped 67 % respectively.

While the priority of Deputy Clerks is to timely process incoming filings, they continue to simultaneously assist in auditing historical cases.

CHILD SUPPORT CASE STATISTICS

	2017	2018
PARENTAGE COMPLAINTS AND MOTIONS The legal determination of a "parent and child relationship" that exists between a child and the child's natural or adoptive parents. The "parent and child relationship" includes the mother and child relationship and the father and child relationship.	156	149
SUPPORT COMPLAINTS AND MOTIONS An order for the support of a child that provides for monetary support, whether current or in arrears, health care, or reimbursements, and may include related costs and fees, interest, income withholding requirements, attorney fees, and other relief.	642	945
UIFSA COMPLAINTS AND MOTIONS The "Uniform Interstate Family Support Act (UIFSA)" is the standard set of requirements for the processing of interstate cases in the United States.	3	2
OBJECTIONS TO ADMINISTRATIVE ORDERS	79	118
<hr/>		
TOTAL	880	1214
ADMINISTRATIVE ORDERS ADOPTED BY THE COURT Orders issued by a governmental entity other than a court. Such orders are enforceable in a manner similar to orders issued by a court.	275	461



INFORMATION SERVICES OVERVIEW

Butler County Juvenile Court Information Services supported the full and part time staff of the Juvenile Court, Juvenile Detention Center and Juvenile Rehabilitation Center. Daily operations included necessary server maintenance, the processing of the tape backups and monitoring the availability of all electronic Court information. Information Services continued creating standard and ad hoc statistical reports for use by the Court for decision making and planning.

The Juvenile Court Information Services Department continued to be responsible for ordering and maintaining all of the personal computers, thin client desktop units, printers, scanners and servers used at the Juvenile Justice Center.

The Court continued to utilize the Kronos Timekeeping System. This system managed the collection and distribution of employee hours in every area of the Juvenile Justice Center. The system captured arrival times and departure times, transfers from one department to another, and changes in shift or pay categories for all staff members.

ON BEHALF OF THE JUVENILE JUSTICE CENTER

We would like to express our appreciation to law enforcement agencies, other county departments, schools, and various community organizations for their continued support in our efforts to provide meaningful service to the community.

RONALD R. CRAFT
ADMINISTRATIVE JUDGE

KATHLEEN D. ROMANS
JUDGE